

DÖNER HİDROLİK KLEMP SİLİNDİRLER / SWIVEL & CLAMP HYDRAULIC CYLINDER

OS1 KARE GÖVDELİ TİP KLEMP SİLİNDİRLER / OS1 SQUARE CLAMP CYLINDERS



OS1

ÖZELLİKLER / FEATURES

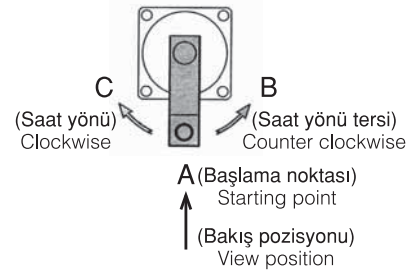
- Gövde ölçüleri kompakt hidrolik silindirin aynıdır. / Dimensions of the body for OS1 square clamp cylinders are the same as JUFAN's compact hydraulic cylinders.
- OS ürün grubundaki en kuvvetli klemplendir. / OS1 square clamp cylinders is the most powerful clamp device in OS product family.

TEORİK GÜÇ / THEORETIAL FORCE

Boru Bore (mm)	Boru Bore (mm)	Baskı alanı Pressed piston area (cm ²)	Sıkma gücü (kgf) Clamp force (kgf)	
			70 kgf/cm ² bar	140 kgf/cm ² bar
32	20	4.9	343	686
40	20	9.4	658	1316
50	25	14.7	1029	2058
63	25	26.2	1834	3668

ÖZELLİKLER / SPECIFICATIONS

Boru / Bore (mm)	32	40	50	63
Çalışma / Motion	Çift etkili / Double acting			
Dönüş açısı / Swivel angle	90° , 180°			
Dönüş yönü / Swivel direction	Sola ve sağa Left (L) or right (R)			
Dönüş stroku / Swivel stroke	16	20		
Sıkma mesafesi / Clamp stroke	9	10		
Akışkan (mm)	Mineral yağ			
Çalışma basıncı / Work. Press.	70 ` 140 bar			
Test basıncı (kgf/cm ²) / Test	210 bar			



L: Left turn with counter clockwise direction:

A: Başlama noktası / Starting point

B: Sıkma noktası / Clamping point

R: Right turn with clock wise direction:

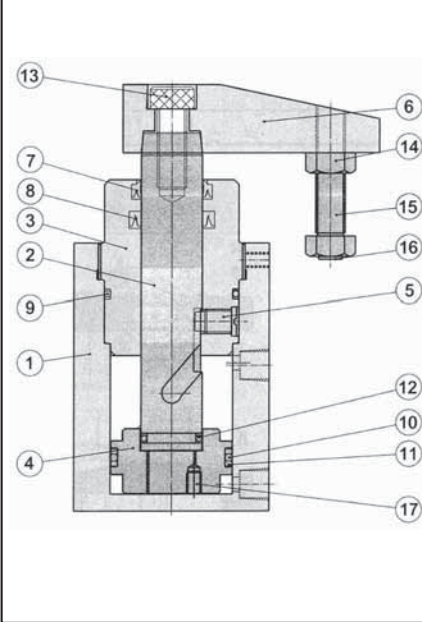
A: Başlama noktası / Starting point

B: Sıkma noktası / Clamping point

OS1 KARE KLEMP SİLİNDİRLER / OS1 SQUARE CLAMP CYLINDERS

STANDART STROK / STANDARD STROKES

açı angle	boru			
	32	40	50	63
90°	L	[Diagram showing 4 points on a line]		
	R	[Diagram showing 4 points on a line]		
180°	Standart yok No standard			

YAPILAR VE PARÇA İSİMLERİ
STRUCTURES AND PART NAMES

item	parça adı / part name	adet q'ty
①	boru / tube	1
②	mil / rod	1
③	mil yatak laması / rod cover	1
④	piston / piston	1
⑤	yataklama civatası / guide pin	1
⑥	klemp kolu / clamp arm	1
⑦	toz keçesi / rod dust seal	1
⑧	boğaz keçesi / rod packing	1
⑨	sızdırmazlık o-ring / cover o-ring	1
⑩	piston o-ring/ piston o-ring	1
⑪	sızdırmazlık elemanı/piston back-up ring	1
⑫	piston o-ring / piston o-ring	1
⑬	montaj civatası / hex. bolt	1
⑭	sabitleme somunu / hex. nut	1
⑮	klemp civatası / clamp bolt	1
⑯	malzeme tutacağı / clamp holder	1
⑰	sabitleme civatası / set screw	1

KEÇE ÖZELLİKLERİ / SEAL SPEC.

İsim Name	Toz keçesi Rod dust seal		Mil keçesi Rod packing		Kapak o-ringi Cover o-ring		Piston o-ringi Piston o-ring		Piston keçesi Piston back - up ring		Mil o-ringi Piston o-ring	
	⑦		⑧		⑨		⑩		⑪		⑫	
Boru Bore	type	adet q'ty	type	adet q'ty	type	adet q'ty	type	adet q'ty	type	adet q'ty	type	adet q'ty
32	DH20	1	UHS20	1	G40	1	P26	1	P26	2	P16	1
40	DH20	1	UHS20	1	G45	1	P34	1	P34	2	P16	1
50	DH25	1	UHS25	1	G50	1	P44	1	P44	2	P21	1
63	DH25	1	UHS25	1	G55	1	P53	1	P53	2	P21	1

OS1 KARE KLEMP SİLİNDİRLER / OS1 SQUARE CLAMP CYLINDERS

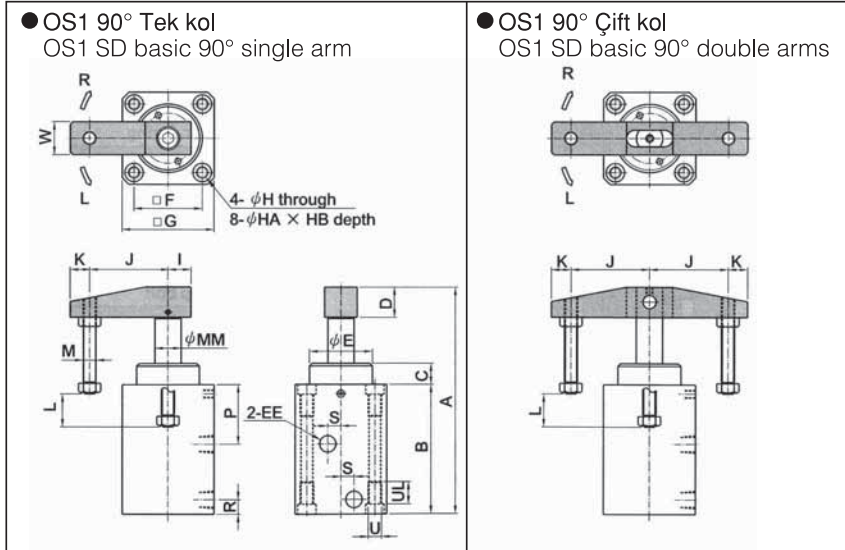
SİPARİŞ FORMU / ORDER FORM

OS1 — SR — SD — 32 X 90

① ② ③ ④

OS1 : Kare döner silindir / Square swivel and clamp cylinders	
① Tip / Type	(1) E: Çıkma tip / Pop up (bore 16 only) (2) I: Bastırma tip / Push up (bore 16 ` 25) (3) DR: Çift etkili sağa dönüş / Double sides right swivel (4) DL: Çift etkili sola dönüş / Double sides left swivel
② Montaj / Mounting	(1) SD: Temel tip / Basic (2) FB: Flaş / Head flange
③ Boru Bore (mm)	32 ` 40 ` 50 ` 63
④ Dönüş açısı Swivel angle	90° - 180°

DIŞ ÖLÇÜLER / EXTERNAL DIMENSIONS



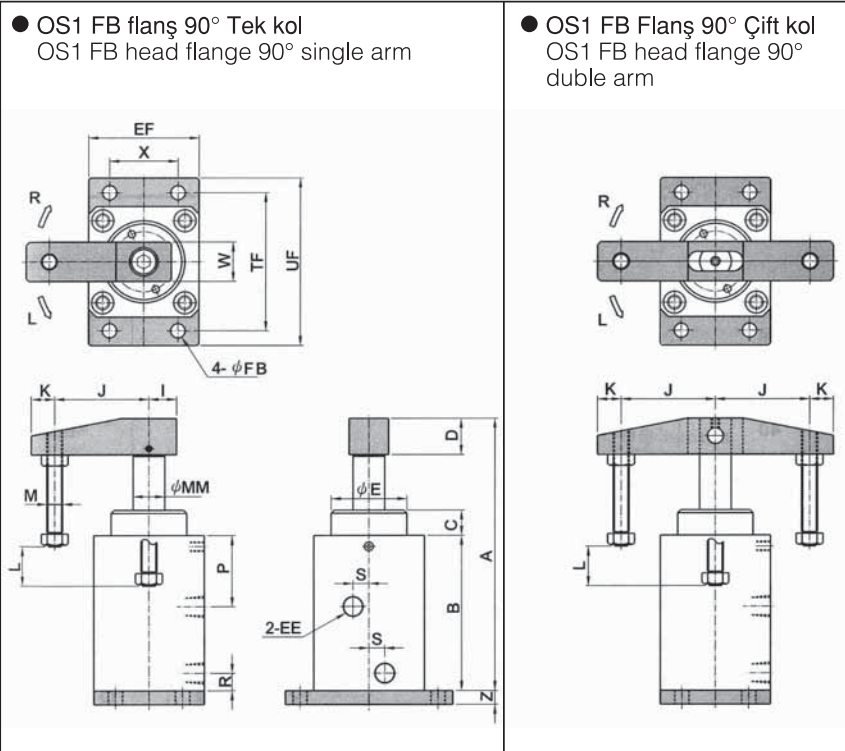
not boydan boru	A	B	C	D	E	EE	F	G	H	HA	HB	I	J	K	L	M	P	MM	R	S	U	UL	W
Ø 32	172	97	16	24	Ø45	RC1/4"	47	62	6.8	11	6.5	15	55	15	25	M10 x 1.5	45	20	11	10	M8 x 1.25	16	25
Ø 40	173	98	16	24	Ø48	RC1/4"	52	70	8.6	14	8.6	15	60	15	25	M10 x 1.5	45	20	11	10	M10 x 1.5	20	25
Ø 50	205	110	26	28	Ø55	RC1/4"	58	80	8.6	14	8.6	20	65	20	30	M12 x 1.75	50	25	11	10	M10 x 1.5	20	28
Ø 63	213	118	26	28	Ø65	RC1/4"	69	94	14	20	13	20	70	20	30	M12 x 1.75	50	25	11	10	M16 x 2.0	30	28

Not: Ø 40 ve Ø 50 için boydan boyda montaj deliği istenirse H değeri Ø 8.6' dan Ø 9 mm' ye çıkar. Sipariş verirken bu hususa dikkat etmelisiniz.

Note: If a through hole is needed for either Ø 40 or Ø 50, H dimensions should be changed from Ø 8.6 mm to Ø 9.0 mm for this special need. Place notice sales department for it.

OS1 KARE KLEMP SİLİNDİRLER / OS1 SQUARE CLAMP CYLINDERS

DIŞ ÖLÇÜLER / EXTERNAL DIMENSIONS



not boyu boru	A	B	C	D	E	EE	F	G	I	J	K	L	M	P	R	S	MM	W	X	TF	EF	UF	Z	FB
Ø 32	172	97	16	24	Ø45	RC1/4"	47	62	15	55	15	25	M10 x 1.5	45	11	10	20	25	40	88	63	109	11	11
Ø 40	173	98	16	24	Ø48	RC1/4"	52	70	15	60	15	25	M10 x 1.5	45	11	10	20	25	46	95	69	118	11	11
Ø 50	205	110	26	28	Ø55	RC1/4"	58	80	20	65	20	30	M12 x 1.75	50	11	10	25	28	58	115	85	145	14	14
Ø 63	213	118	26	28	Ø65	RC1/4"	69	94	20	70	20	30	M12 x 1.75	50	11	10	25	28	65	132	102	165	15	18